



③ Mask removal



④ Creation of venting channels



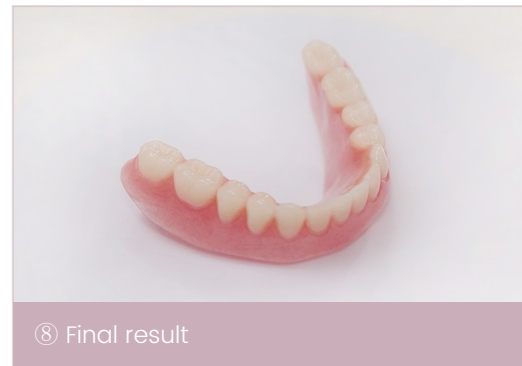
⑤ Transfer and bond teeth into silicone mask



⑥ Injection of denture base polymers



⑦ Completion after trimming



⑧ Final result

4. Injectable technique for artificial gum

Materials used:

C-Silicone for Laboratory, A-Silicone for Gingival Mask



① Master model



② Adapt A-Silicone for Laboratory onto Master Model



③ Separate Silicone mask and Model



④ Remove the gingival part of the model



⑤ Coat separator onto the impressed Silicone



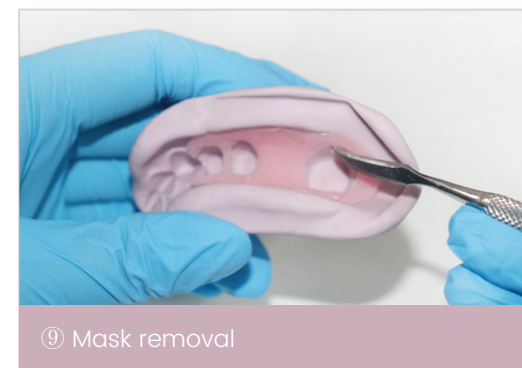
⑥ Drill two venting channels



⑦ Inject A-Silicone for Gingival Mask



⑧ Gingival Mask injection complete (material oozes out of the venting channels)



⑨ Mask removal



⑩ Final result

Reminders	
For storage	Sealed and stored in cool place, and storage temperature is 5-25°C.
For shelf life	2 years
For use	<ol style="list-style-type: none"> ① After taking base or catalyst, put the lids on tightly, and the lids should not be interchangeable. ② This product is duplication material for dental laboratory use only, which should be kept away from children. ③ Waste silicone after taken model should be treated centralized. ④ To the allergic individuals, polysiloxane may cause inflammation or other allergic reactions. ⑤ The product is for single use. ⑥ Do not use after expiration date.

Find more about related HUGE products



- PERFIT A-Silicone for Gingival Mask -

Addition cure silicone for gingival morphology reproduction



- Synthetic Polymer Teeth -

Highly esthetic artificial teeth for denture fabrication



- Denture Base Polymers -

Esthetic and pliable denture base material for denture base fabrication



Shandong Huge Dental Material Corporation

Add / No.68 Shanghai Road, Donggang District, Rizhao City, Shandong Province, 276800, P.R. China.
Tel / +86 (633) 2277268 marketing@hugedental.com www.hugedental.com

Facebook Huge Dental

Instagram Huge Dental

Youtube Huge Dental

HUGE



C-Silicone for Laboratory

PERFIT Duplication Silicone Material

C-Silicone for Laboratory is a condensation-curing laboratory kneading silicone recommended for duplicating various models in dental restoration scenarios. The product is characterized by precise detail replication, high final hardness and low deformation rate.





PERFIT

C-Silicone for Laboratory

Advantages:




- Low deformation rate
- Precise reproduction of detail
- Available in diverse hardness:
Shore A 85 and Shore A 90

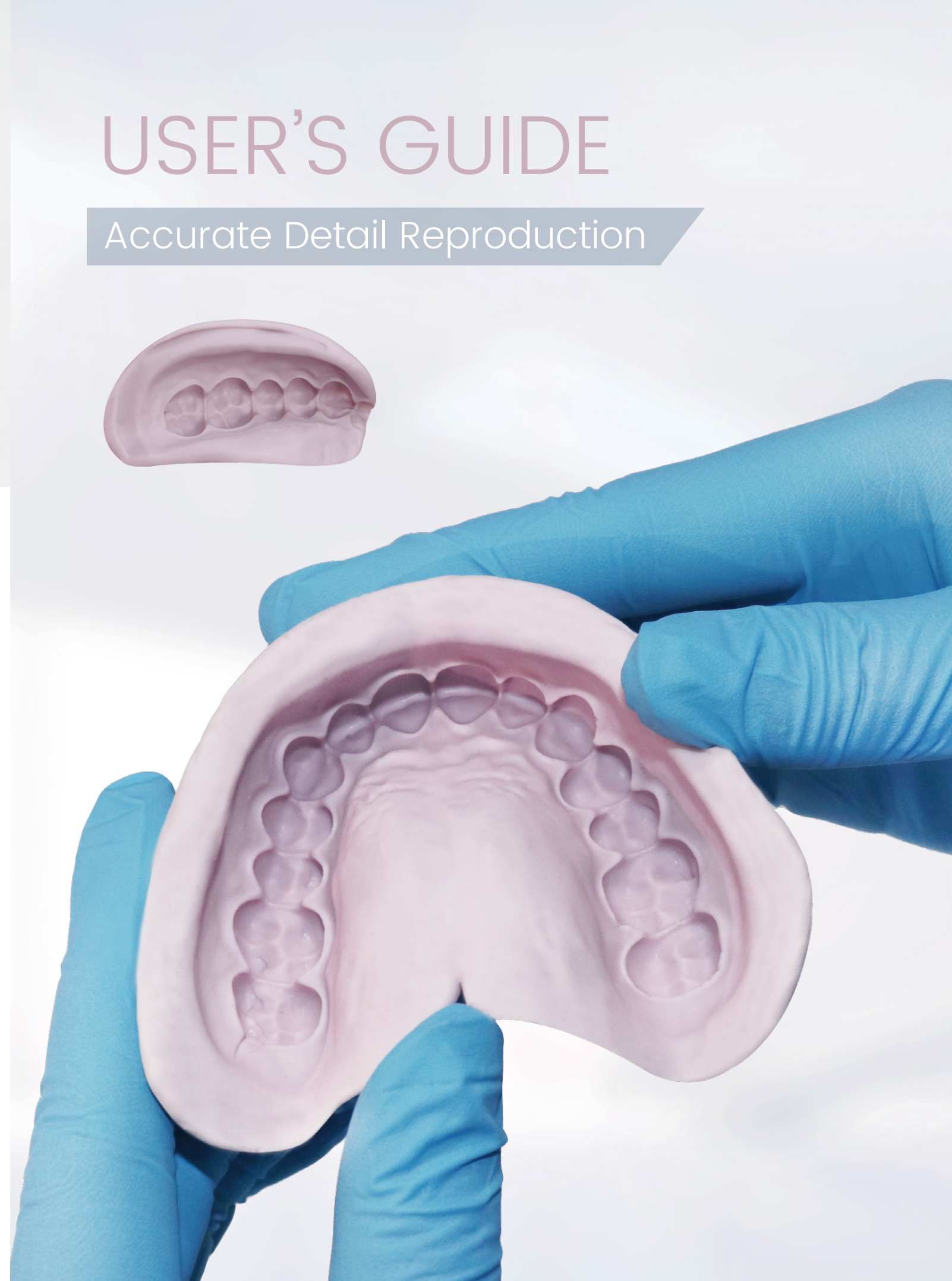
Applications:

- Duplicating complete or partial denture models
- Making temporary prosthetic works
- Creating artificial gingiva on the model
- Matrix for esthetic veneer restoration

Technical features				
Mixing time*	Total working time*	Setting time*	Hardness	Color
30s	2 min	7 min	Shore A 85/Shore A 90	Gray Pink

* The specified times may vary depending on the operating temperature and technique.

Packaging	
Types	Description
Standard big tub	 (10kg tub Base + 5*40g tube Catalyst)
Standard medium tub	 (5kg tub Base + 2*40g tube Catalyst)
Sample can	 (50g can Base + 3g tube Catalyst)



USER'S GUIDE

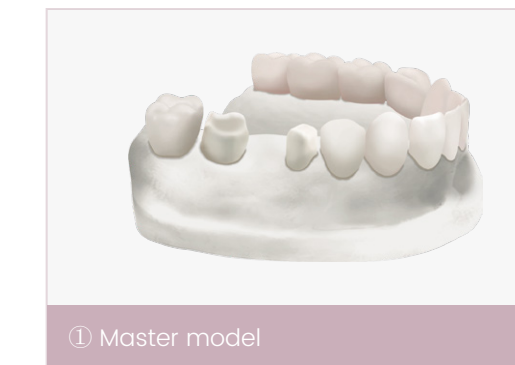
Accurate Detail Reproduction



C-Silicone for Laboratory is conceived to duplicate dental models in various dental restoration scenarios. The product is characterized by high precision and dimensional stability.

1. Injectable technique for temporary restoration

Material used: C-Silicone for Laboratory



2. Indirect aesthetic temporary restoration

Material used: C-Silicone for Laboratory



3. Injectable Technique for Removable Full Denture

Materials used:

C-Silicone for Laboratory, Synthetic Polymer Teeth, Denture Base Polymers

