

HUGE

Glazing Beyond Expectations

Eternal Art

Stain&Glaze



Your Partner in Digital Dentistry

EternalArt Shade Solutions


Dentine Shades




Gingival Shades



Insical Shades



Adjustment Shades



Translucent



Physical data

CTE: $10 \pm 0.5 \times 10^{-6} \text{K}^{-1}$

Chemical Solubility: $\leq 100 \mu\text{g} \cdot \text{cm}^{-2}$

Flexural Strength: $\geq 50 \text{MPa}$

Transformation Temperature: $460 \pm 20^\circ\text{C}$





EternalArt Stain and Glaze

The EternalArt Stain and Glaze is specially used to achieve the precise color control for layered staining of all ceramic restorations

✔ **Efficient dyeing**

The stain contains glaze components, only one firing is required

✔ **Silky-smooth handing**

Balanced mobility, silky smooth paint feel and easy leveling

✔ **Low temperature sintering**

Can be used for glass ceramics after applying low-temperature porcelain.



<1>



<2>



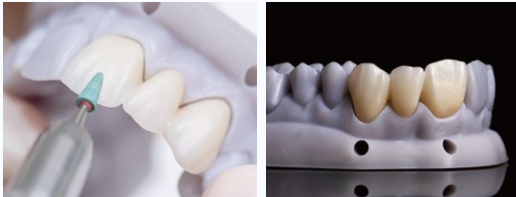
<3>



<4>

EternalArt Staining Procedure

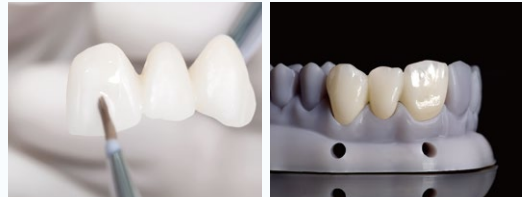
1. Pre-treatment



After the ceramic sintering, finalize the shape and clean the surface with steam. Confirm that the surface is free of cracks, air holes, and contamination.

*Notes: Don't over polish zir, or it turns curly or marblize and darken the color. If that happen, taking air abrasion can remove the darkness and go back over with a light hand again.

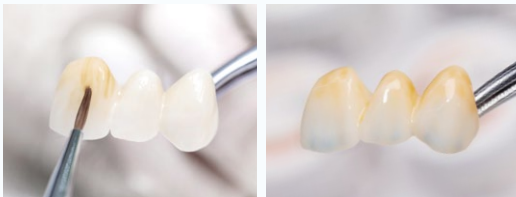
2. Glaze



Cover the restoration with an even layer of glaze paste. Drag a dry brush through the occlusal grooves to keep the glaze from pooling.

*Notes: if the glaze is too thin, it will look streaky. If the glaze is too thick, it may bubble during firing.

3. Stain



Brush stain to create an ombre effect. The gingival is the darkest, then the body, then the translucent incisal.

*Notes: Confirm that the enamel layer on the surface of the restoration is uniform and not excessively thick, otherwise it affects seating.

4. Sintering



Sintering according to recommended sintering curves.

*Notes: Strictly in accordance with the operating instructions, 450 C drying 6min.

Processing tips:

- <1> Don't pour out the extra glaze liquid from the paste bottle.
- <2> Before using the paste each day, mix the paste and glaze liquid together. This will keep the paste the same consistency and feel every time you use it.
- <3> Each bottle of paste contains glaze ingredients, so there is no need to glaze separately.
- <4> Please use clean, dry glaze brushes. Do not add water to the paste. If water is mixed into the paste, white foggy particles will be produced after sintering.
- <5> When mixing the paste, add the right amount of diluent in a clockwise motion to make sure there are no air bubbles.
- <6> Before applying external dye, use steam or a ultrasonic oscillation cleaning machine to clean the surface.

EternalArt Stain&Glaze Product List

Product name	Specifications	Product name	Specifications
A	5g	Red	5g
B	5g	Black	5g
C	5g	Brown	5g
D	5g	Glaze	5g
Light Brown	5g	White	5g
Yellow	5g	Purple Grey	5g
Orange	5g	Blue	5g
Terracotta	5g	LI	20ml
Pink	5g	Brush	



Baking Chart: External stain sintering program

Crowns and bridges (≤ 3 units)

Initial temperature	Drying	Heating rate ($^{\circ}\text{C}/\text{min}$)	Highest temperature	Heat preservation	Final temperature
450 $^{\circ}\text{C}$	6 min	45 $^{\circ}\text{C}/\text{min}$	750 $^{\circ}\text{C}$	3 min	650 $^{\circ}\text{C}$

Bridges (> 3 units)

Initial temperature	Drying	Heating rate ($^{\circ}\text{C}/\text{min}$)	Highest temperature	Heat preservation	Final temperature
450 $^{\circ}\text{C}$	6 min	45 $^{\circ}\text{C}/\text{min}$	750 $^{\circ}\text{C}$	3 min	300 $^{\circ}\text{C}$



HOW TO CONNECT?

HUGE DENTAL Worldwide

Email: marketing@hugedental.com

Web: www.hugedental.com

United States

Tel: +1 626-283-5808

Email: info@hugedentalusa.com

Web: www.hugedentalusa.com

India

Tel: +91 - 7718822266

Email: marketing@hugedental.com

Web: www.hugedental.in (coming soon)



Shandong Huge Dental Material Corporation

Add / No.68 Shanhai Road, Donggang District, Rizhao City,
Shandong Province, 276800, P.R. China. Tel /+86 (633) 2277268
marketing@hugedental.com www.hugedental.com

Rev 12/2025



Follow @Huge Dental