

# Tray Adhesive

## Instructions for Use

Version: 02  
Issuance Date: November 06, 2024

### 【Intended Purpose】

To offer reliable adhesion between impression tray and silicone impression material.

### 【Method of operation】

- Apply a uniform layer onto the tray and drying at least for 3 min.
- Then operate the silicone impression material as usual.

### 【Warning】

1. Use in a well-ventilated place.
2. Keep away from fire and high temperature.
3. Keep away from children.
4. Seal after use.

### 【Shelf life】


3 years.



### 【Storage condition】

5- 25 °C dry environment.

### 【Symbols for use in the labeling】

 – Use-by date    – Batch code    – Keep away from sunlight

 – Do not re-use    – Temperature limit    – Caution


 – Medical device    – Unique device identifier

 – Consult instructions for use    – Country of manufacture

 – Manufacturer

 – Authorized representative in the European Community

**Rx ONLY** – Caution: U.S.Federal Law restricts this device to sale by or on the order of a dentist or professionals.

 Shandong Huge Dental Material Corporation  
No. 68 Shanhai Road, Donggang District, Rizhao City,  
Shandong Province, 276800, P. R. China  
Tel: +86 633 2277268   marketing@hugedental.com

 MedNet EC-REP GmbH  
Borkstrasse 10, 48163 Muenster, Germany

